



BASO 4.0

PERIMETER

CERTIFICATIONS & COMPLIANCE



FEATURES

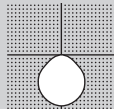
5 YEAR
limited
led warranty

Declare.
Red List Approved

Armstrong
COMPATIBLE

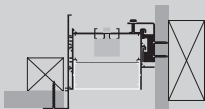
PERFORMANCE

- Up to 111lm/W efficiency
- 500 / 955lm/ft
- CRI > 80 & CRI > 90
- IC & Damp rated



MOUNTING

Perimeter



FIELD-CUTTABLE FLEX
Down to 1/16"

[link to video](#)

10 Business Days for all QuickShip items

- Maximum quantity: 400'
- "QuickShip" must be clearly listed on PO.
- QuickShip items must be on Separate Purchase Order.
- QuickShip orders must be received with complete and correct catalog numbers.
- Variant request will not qualify for QuickShip program.
- QuickShip orders must be received before 2 pm EST. After 2 pm, shipping will be based on the next business day.
- QuickShip orders are based on standard BASO Lighting terms for payment.
- Order change of any type will affect shipping times.
- Partial shipments may be required based on current factory inventory.

Catalog Number Example

BASO4.0-PM-RTR-BL-C80-UNV-010V-0500LF-SF-48IN

A B C D E F G H J K

A RANGE

QS BASO 4.0 BASO4.0

B SUB CATEGORY

QS Perimeter PM

C MOUNTING

QS Recessed trimless R T L
QS Recessed with trim R T R
QS 9/16" Grid (any brand) 9 G R
QS 9/16" Slot Grid (any brand) 9 S G
QS 15/16" Grid (any brand) 1 5 G

D COLOR

QS White WH
QS Black B L

E CRI

QS CRI > 80 C 8 0
QS CRI > 90 C 9 0

F VOLTAGE

QS 120V / 277V UN V

G DIMMING

QS 0-10V 1% 0 1 0 V

H OUTPUT LM/FT

QS 500lm/ft 100% 0 5 0 0 L F
QS 750lm/ft 100% 0 7 5 0 L F
QS 1000lm/ft 100% 1 0 0 0 L F
Custom lm/ft X X X X L F
custom lumen up to 1400 lm/ft

I CIRCUIT / EM

QS Single circuit *

J SHAPE / PATTERN

QS Linear / straight S T
QS Linear / straight + flex inset S F
includes 1ft. field-cutable section; only
available for 4' and 8' segments

K DIMENSIONS IN INCH

QS Linear 4' 4 8 I N
QS Linear 6' 7 2 I N
QS Linear 8' 9 6 I N
QS Custom length XXFT
(QS in 2' increments only)

Technical data

BASO 4.0 DIRECT

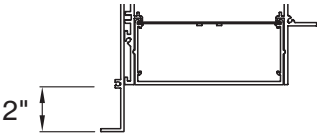
Delivered Lumens	CCT	CRI	Input Watts	Luminaire Efficacy	LUMEN OUTPUT MULTIPLIER*		
					Color Temperature	CRI	
						80+	90+
500 lm/ft ↕	4000K	CRI > 80	4.1 W/ft	125 lm/W	4000K	1	0.86
750 lm/ft ↕	4000K	CRI > 80	6.1 W/ft	123 lm/W	3500K	0.96	0.84
1000 lm/ft ↕	4000K	CRI > 80	8.3 W/ft	120 lm/W	3000K	0.95	0.82
					2700K	0.91	0.78

*To calculate the color temperatures >4000K and CRI 90, multiply the values in the lumen output tables.

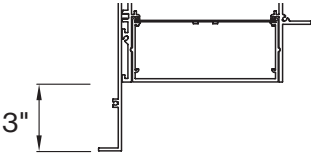
Perimeter depth

field adjustable

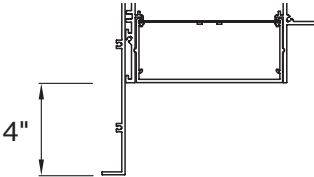
2" REGRESSED



3" REGRESSED



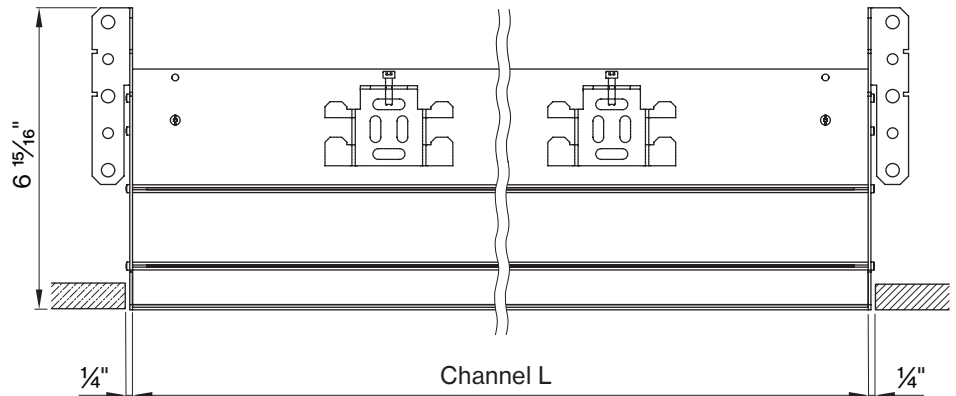
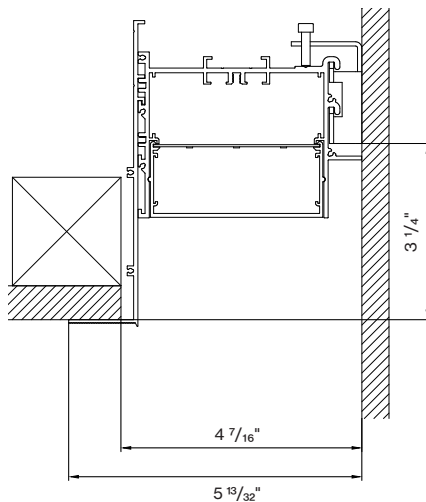
4" REGRESSED



DIMENSIONS

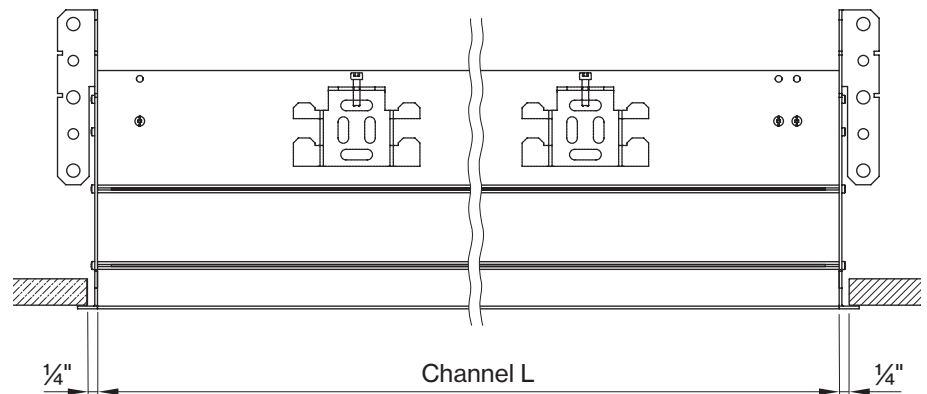
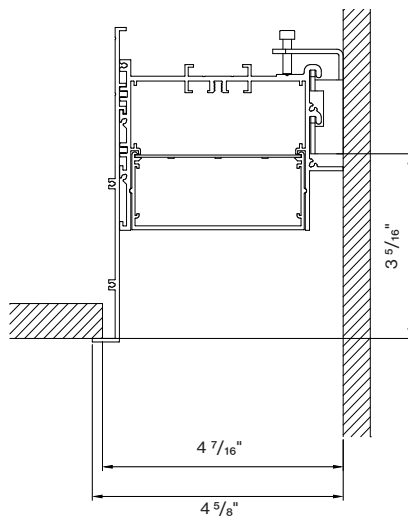
BASO 4.0 PERIMETER

trimless flush




please see BASO 4.0 PERIMETER mounting instructions for 3" and 4" regressed dimensions

with trim flush



please see BASO 4.0 PERIMETER mounting instructions for 3" and 4" regressed dimensions



BASO mounting instructions

Get access to the BASO 4.0 mounting instructions faster by scanning the QR code.

<https://www.basolighting.com/resources/mounting-instructions/baso>

